WMATA

PFC 501 CCP METRO BUILDING

WASHINGTON D.C.

100% SUBMITTAL

SHEET INDEX

DWG NO.	NAME
G-000	Cover Sheet
A1.1	SITE PLAN
A1.2	LEVEL 1 - FLOOR PLAN
A1.3	LEVEL 1 - ROOF PLAN
A1.4	LEVEL 1 - REFLECTED CEILING PLAN
A1.6	LANDSCAPE PLAN
A1.5	LEVEL 1 - FURNITURE PLAN
A2.1	BUILDING ELEVATIONS
A2.2	PERSPECTIVE VIEWS AND INTERIOR ELEVATIONS
A3.1	BUILDING SECTIONS
A4.1	ENLARGED BATHROOM FLOOR PLAN AND ELEVATIONS
A6.1	BUILDING SCHEDULES
S1.1	LEVEL 1 - FOUNDATION PLAN
S1.2	ROOF FRAMING PLAN
S5.1	FOUNDATION DETAILS

VICINITY MAP

vdci

virtual design & construction institute

cadteacher

STAMP:

PROJECT:
WMATA
PFC 501 CCP METRO BUILDING
WASHINGTON D.C.

SHEET NAME:
Cover Sheet

No.	Description	Date

Project Number	Project Number
Date	Issue Date
Drawn By	DFC
Checked By	Checker

G-000

Scale

3/11/2021 10:32:15 AM

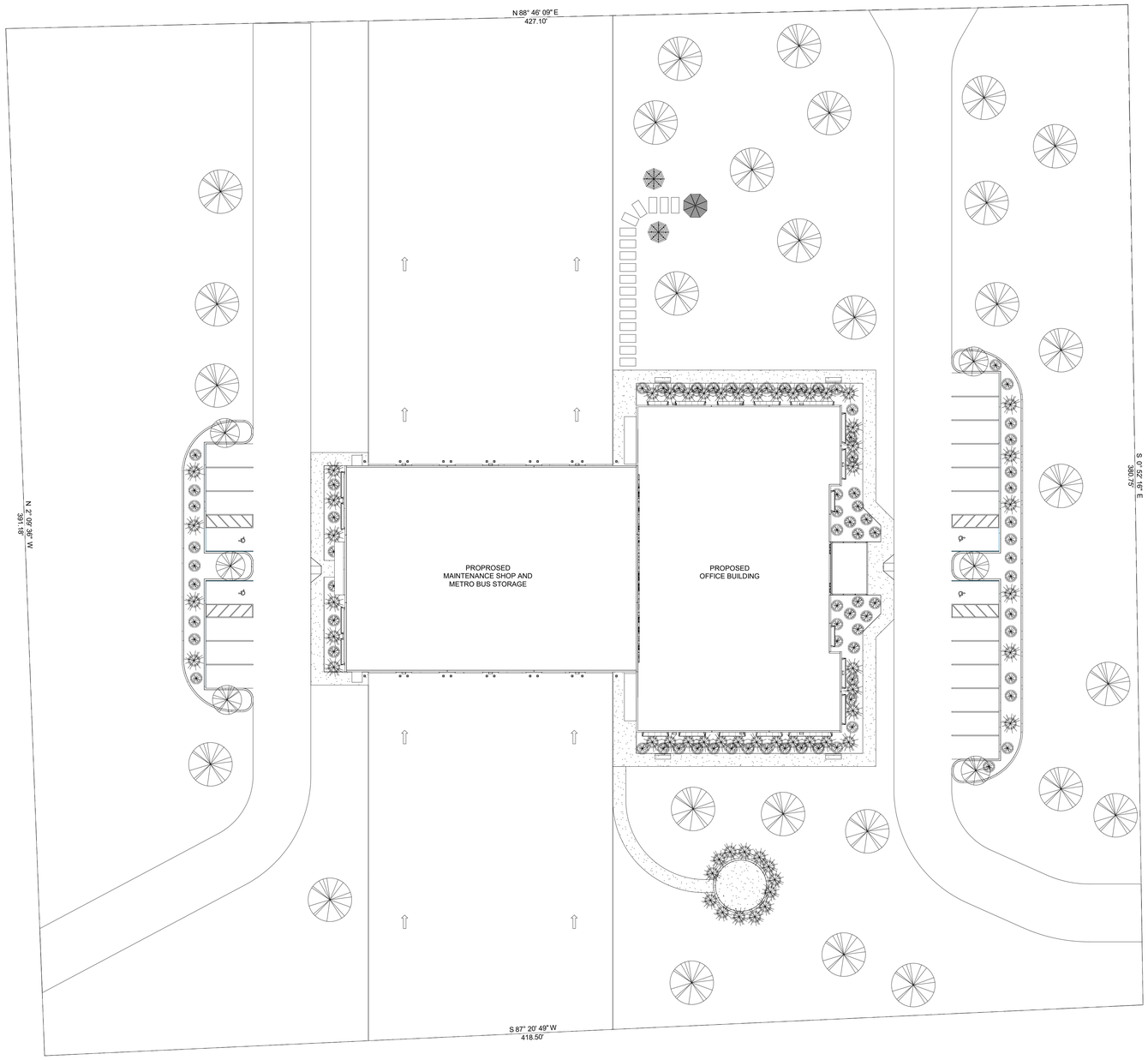

1 SITE PLAN
1" = 20'-0"

vdci
virtual design & construction institute
cadteacher

STAMP:

PROJECT:
WMATA
PFC 501 CCP METRO BUILDING
WASHINGTON D.C.

SHEET NAME:
SITE PLAN

No.	Description	Date

Project Number	Project Number
Date	Issue Date
Drawn By	DFC
Checked By	DFC

A1.1

Scale 1" = 20'-0"

3/11/2021 10:31:10 AM



1 LEVEL 1 - FLOOR PLAN
1/8" = 1'-0"

ROOM SCHEDULE

NAME	NUMBER	AREA	PERIMETER
MECHANICAL ROOM	2	423 SF	86' - 7"
OFFICE	3	260 SF	73' - 1 3/8"
OFFICE	4	257 SF	73' - 2 5/8"
OFFICE	5	298 SF	71' - 9"
CANTEEN	6	329 SF	74' - 9"
FILES/STORAGE	7	103 SF	42' - 4"
TRAINING ROOM	8	1051 SF	127' - 5 1/8"
BOARD ROOM	9	1050 SF	125' - 2 1/2"
ADMINISTRATION	10	219 SF	63' - 6 3/4"
MENS	11	110 SF	42' - 0 3/4"
WOMENS	12	115 SF	42' - 10 1/2"
SECURE LOBBY	13	576 SF	97' - 4 7/8"
FOYER	14	270 SF	66' - 10 1/4"
MENS	15	119 SF	43' - 8"
WOMENS	16	113 SF	42' - 7 5/8"
I.D. BADGING ROOM	17	198 SF	59' - 10 7/8"
OFFICE	18	444 SF	89' - 1 1/8"
OFFICE	19	265 SF	68' - 9 5/8"
OFFICE	20	271 SF	74' - 5"
OFFICE	21	248 SF	72' - 1 3/8"
FILES/STORAGE	22	103 SF	42' - 4"
OFFICE	23	321 SF	73' - 9"
STORAGE	24	101 SF	44' - 0"
STORAGE	25	174 SF	54' - 7 1/4"
STORAGE	26	155 SF	50' - 11 7/8"
MENS	27	132 SF	53' - 9 3/8"
WOMENS	28	118 SF	50' - 11 1/8"
MAINTENANCE SHOP AND BUS STORAGE	29	8523 SF	375' - 2"

Room Legend

- ADMINISTRATION
- BOARD ROOM
- CANTEEN
- FILES/STORAGE
- FOYER
- I.D. BADGING ROOM
- MAINTENANCE SHOP AND BUS STORAGE
- MECHANICAL ROOM
- MENS
- OFFICE
- SECURE LOBBY
- STORAGE
- TRAINING ROOM
- WOMENS

vdci
virtual design & construction institute
cadteacher

STAMP:

PROJECT:
WMATA
PFC 501 CCP METRO BUILDING
WASHINGTON D.C.

SHEET NAME:
LEVEL 1 - FLOOR PLAN

No.	Description	Date

Project Number	Project Number
Date	Issue Date
Drawn By	DFC
Checked By	DFC

A1.2

Scale	1/8" = 1'-0"

3/11/2021 10:31:12 AM

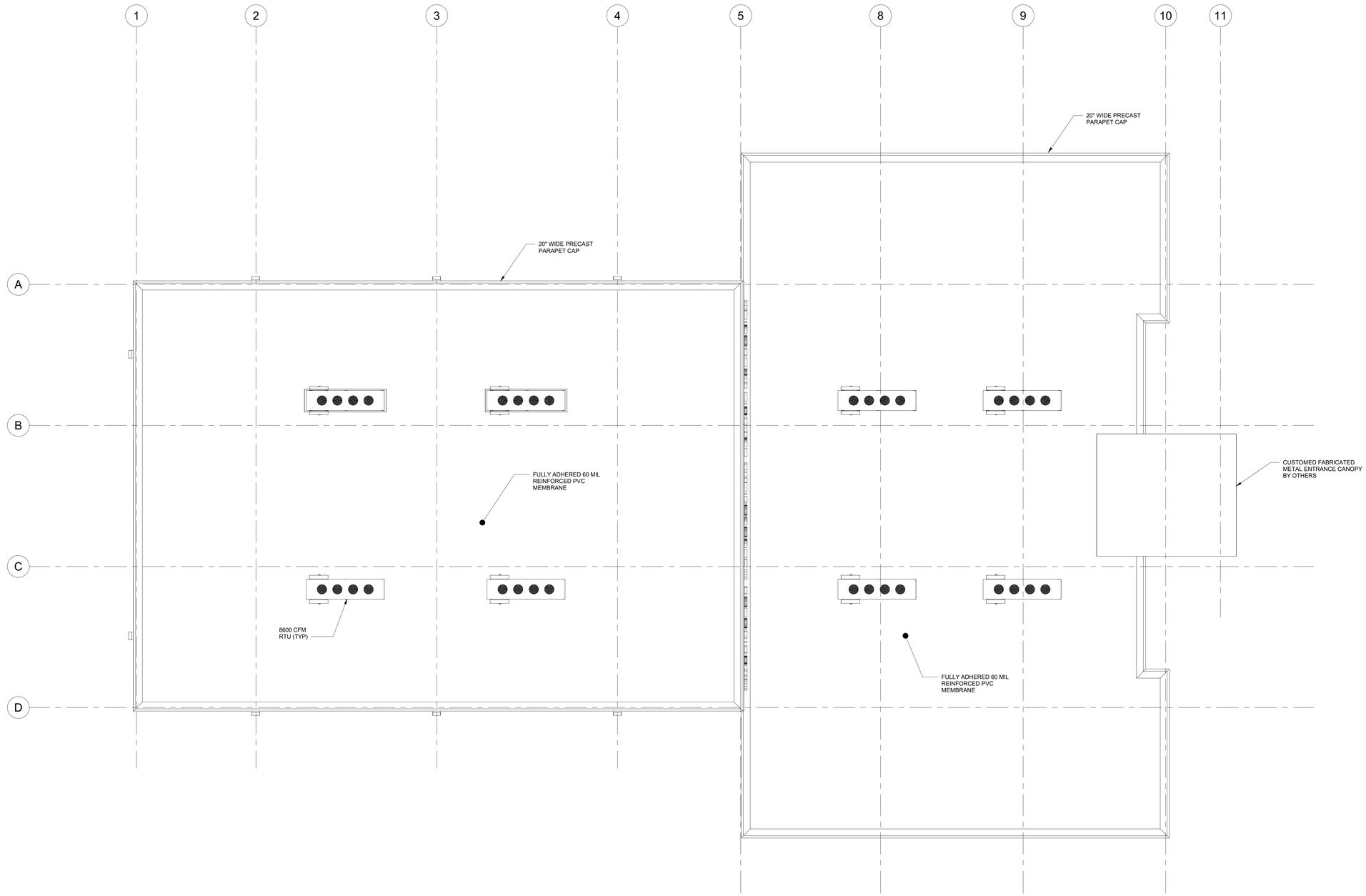

1 ROOF PLAN
1/8" = 1'-0"

vdci
virtual design & construction institute
cadteacher

STAMP:

PROJECT:
WMATA
PFC 501 CCP METRO BUILDING
WASHINGTON D.C.

SHEET NAME:
LEVEL 1 - ROOF PLAN

No.	Description	Date

Project Number	Project Number
Date	Issue Date
Drawn By	Author
Checked By	Checker

A1.3

Scale	1/8" = 1'-0"

3/11/2021 10:31:13 AM

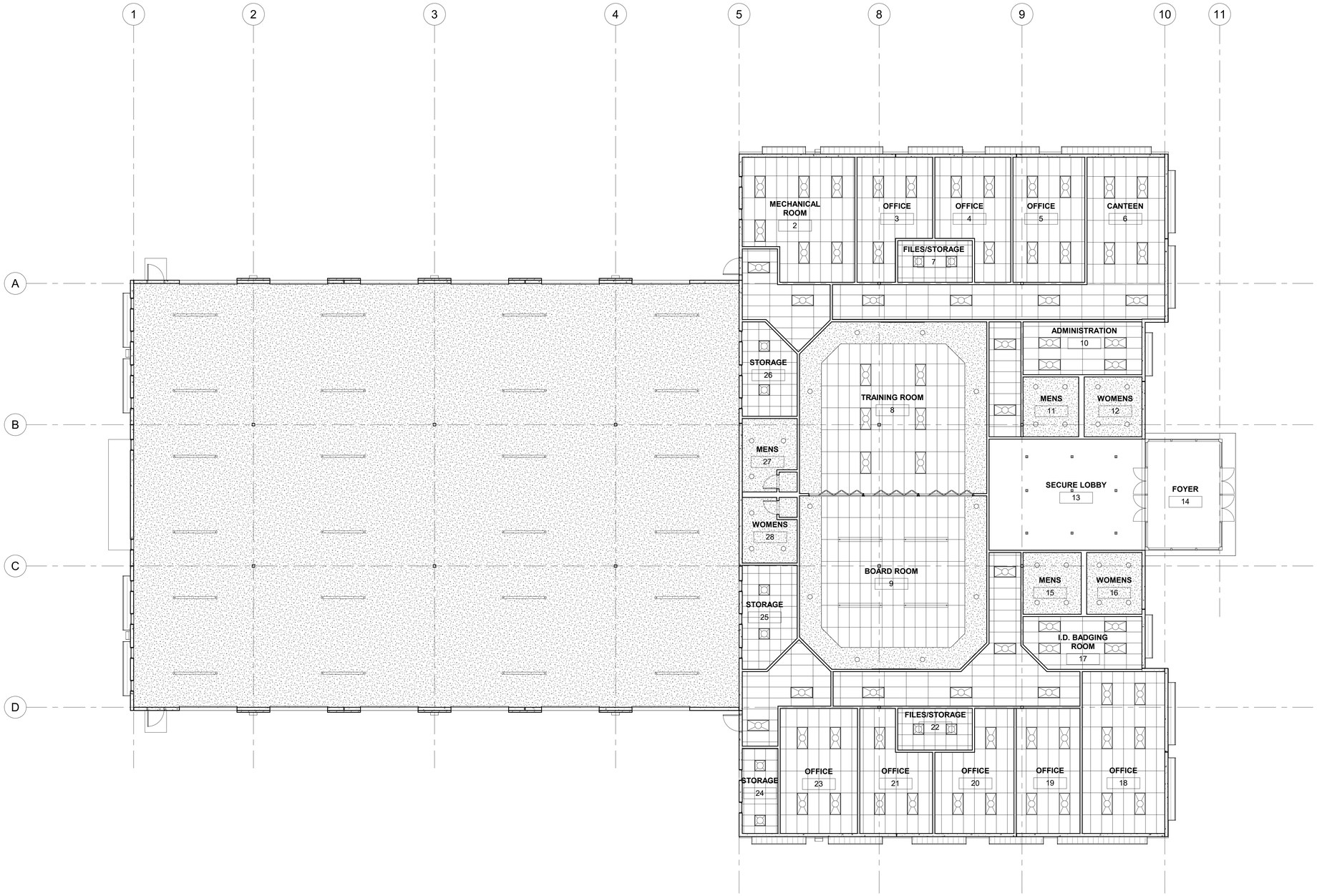

1 LEVEL 1 - REFLECTED CEILING PLAN
1/8" = 1'-0"

vdci
virtual design & construction institute
cadteacher

STAMP:

PROJECT:
WMATA
PFC 501 CCP METRO BUILDING
WASHINGTON D.C.

SHEET NAME:
LEVEL 1 - REFLECTED CEILING PLAN

No.	Description	Date

Project Number	Project Number
Date	Issue Date
Drawn By	Author
Checked By	Checker

A1.4

Scale	1/8" = 1'-0"

3/11/2021 10:31:14 AM

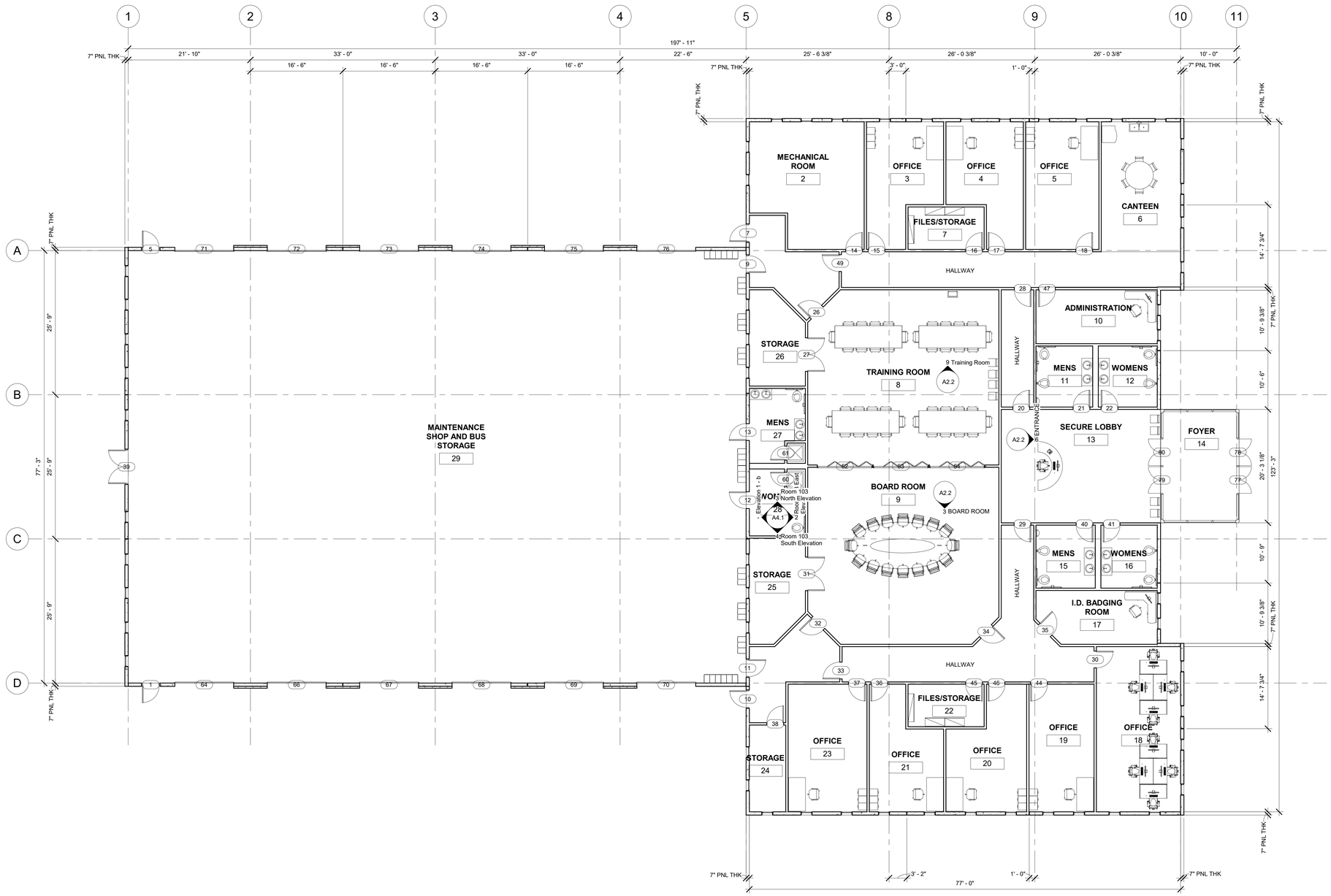

1 LEVEL 1 - FURNITURE PLAN
1/8" = 1'-0"

vdci
virtual design & construction institute
cadteacher

STAMP:

PROJECT:
WMATA
PFC 501 CCP METRO BUILDING
WASHINGTON D.C.

SHEET NAME:
LEVEL 1 - FURNITURE PLAN

No.	Description	Date

Project Number	Project Number
Date	Issue Date
Drawn By	Author
Checked By	Checker

A1.5

Scale 1/8" = 1'-0"

3/11/2021 10:31:16 AM

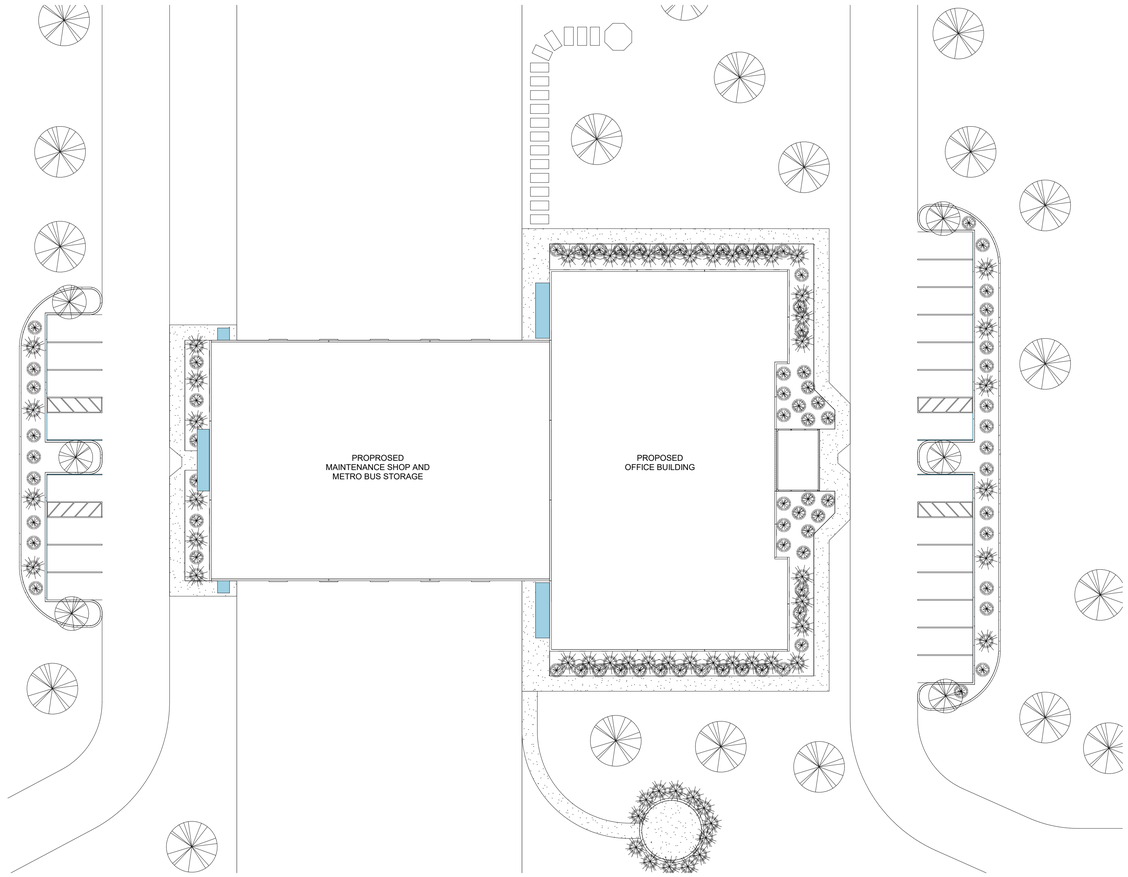

1 LANDSCAPE PLAN
1" = 20'-0"

2 LANDSCAPE PLAN - ELEVATION A
1/8" = 1'-0"

3 LANDSCAPE PLAN - ELEVATION B
1/8" = 1'-0"

LANDSCAPE LEGEND

QTY	HGT	ELEVATION VIEW	PLAN VIEW	TYPE
18	3'-6"			FOUNTAIN GRASS
63	2'-9"			GOLDEN FLAME SPIREA
46	7'-6"			LILAC SHRUB
6	20'			AMERICAN BEECH
16	30'			RED MAPLE
11	30'			SCHUMARD OAK

vdci
virtual design & construction institute
cadteacher

STAMP:

PROJECT:
WMATA
PFC 501 CCP METRO BUILDING
WASHINGTON D.C.

SHEET NAME:
LANDSCAPE PLAN

No.	Description	Date

Project Number	Project Number
Date	Issue Date
Drawn By	Author
Checked By	Checker

A1.6

Scale	As indicated

3/11/2021 10:31:21 AM

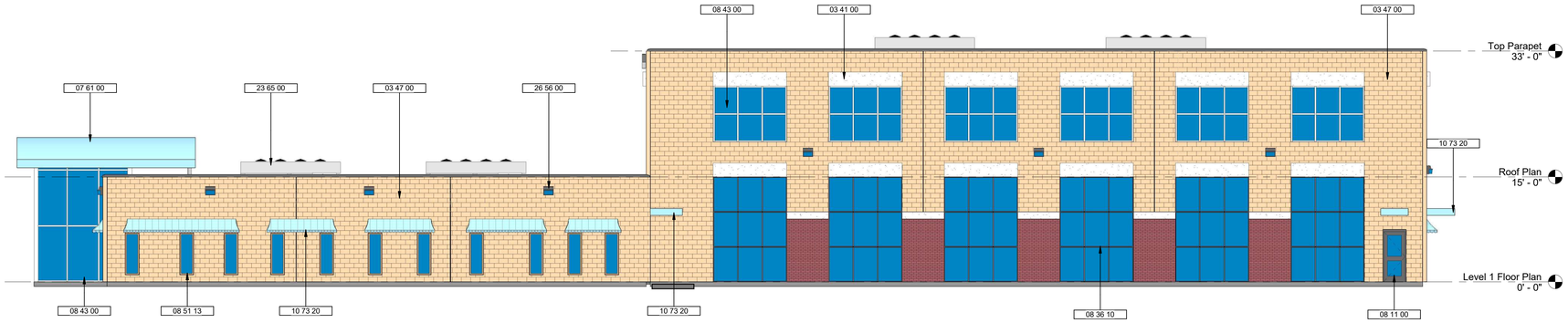

1 NORTH ELEVATION C
1/8" = 1'-0"

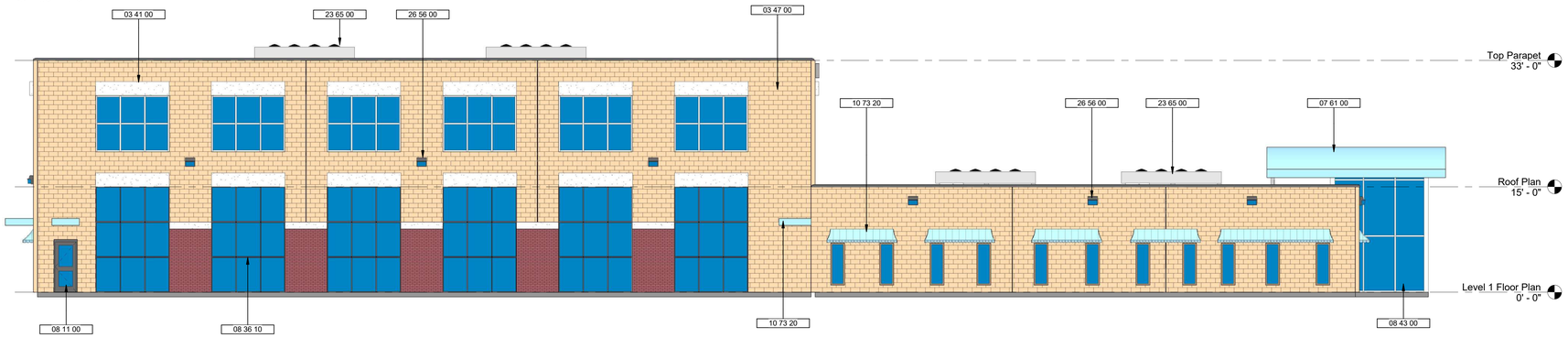

2 SOUTH ELEVATION D
1/8" = 1'-0"

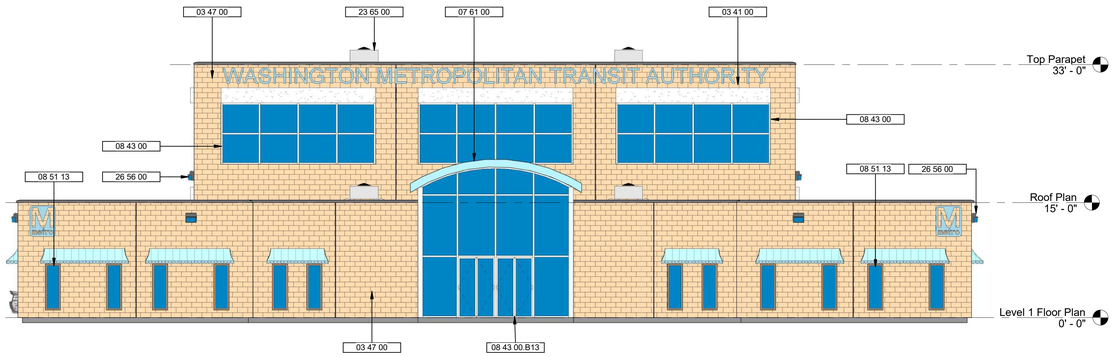

3 EAST ELEVATION E
1/8" = 1'-0"

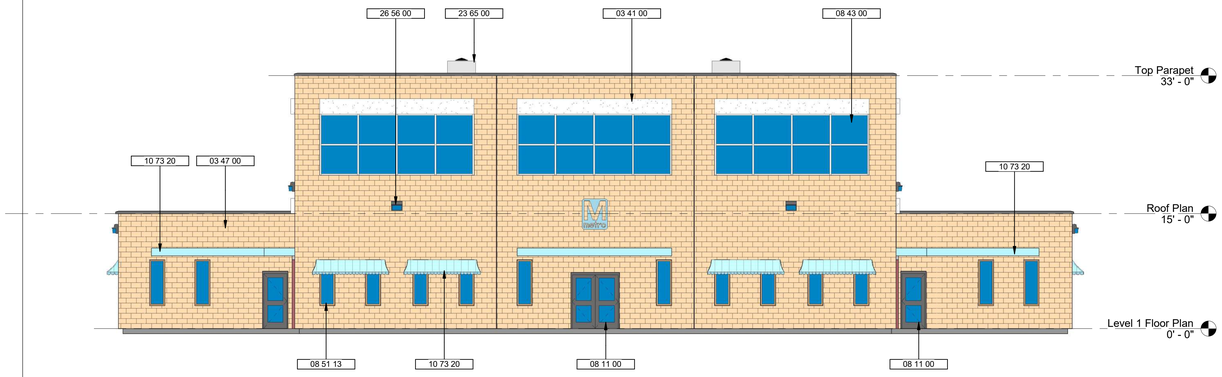

4 WEST ELEVATION F
1/8" = 1'-0"

KEYNOTES

NO.	KEYNOTE
03 41 00	Precast Structural Concrete
03 47 00	Tilt-Up-Precast
07 61 00	Sheet Metal Roofing
08 11 00	Metal Doors and Frames
08 36 10	Commercial Overhead Doors
08 43 00	Storefronts
08 43 00.B13	Storefront Door Jamb At Sidelight - Double Glazed
08 51 13	Aluminum Windows
10 73 20	Awnings and Canopies
23 65 00	Cooling Towers
26 56 00	Exterior Lighting

vdci
virtual design & construction institute
cadteacher

STAMP:

PROJECT:
WMATA
PFC 501 CCP METRO BUILDING
WASHINGTON D.C.

SHEET NAME:
BUILDING ELEVATIONS

No.	Description	Date

Project Number	Project Number
Date	Issue Date
Drawn By	Author
Checked By	Checker

A2.1

Scale	1/8" = 1'-0"

3/11/2021 10:31:42 AM

1 BOARD ROOM - PERSPECTIVE VIEW

2 BOARD ROOM - PERSPECTIVE VIEW RENDERING
12" = 1'-0"



3 BOARD ROOM - INTERIOR ELEVATION
1/2" = 1'-0"

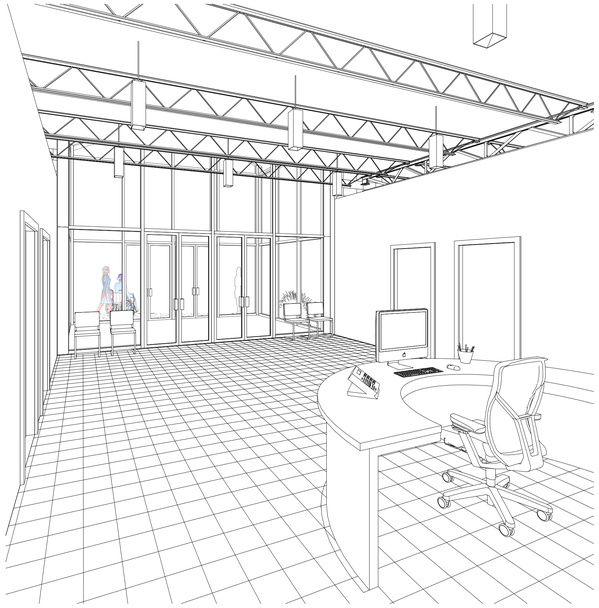

4 ENTRANCE - PERSPECTIVE VIEW

5 ENTRANCE - PERSPECTIVE VIEW RENDERING
12" = 1'-0"

6 ENTRANCE - INTERIOR ELEVATION
1/2" = 1'-0"



7 TRAINING ROOM - PERSPECTIVE VIEW

8 TRAINING ROOM - PERSPECTIVE VIEW RENDERING
12" = 1'-0"



9 TRAINING ROOM - INTERIOR ELEVATION
1/2" = 1'-0"

vdci
virtual design & construction institute
cadteacher

STAMP:

PROJECT:
WMATA
PFC 501 CCP METRO BUILDING
WASHINGTON D.C.

SHEET NAME:
PERSPECTIVE VIEWS AND INTERIOR ELEVATIONS

No.	Description	Date

Project Number	Project Number
Date	Issue Date
Drawn By	Author
Checked By	Checker

A2.2

Scale	As indicated

3/11/2021 10:32:03 AM

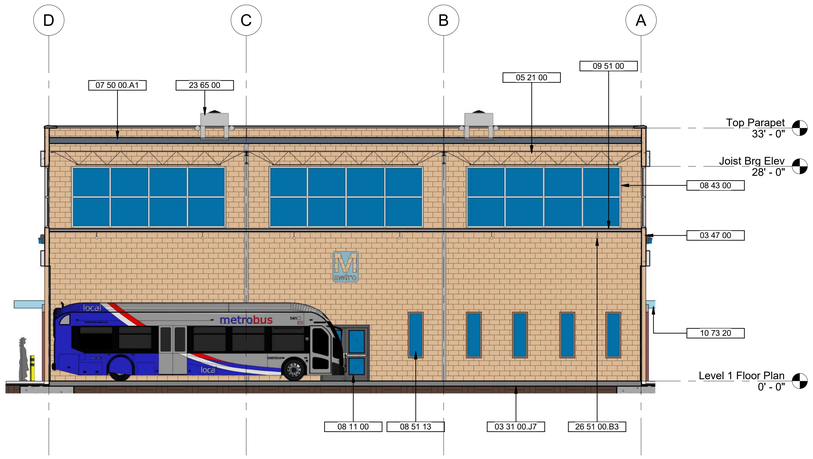

1 SECTION G
1/8" = 1'-0"

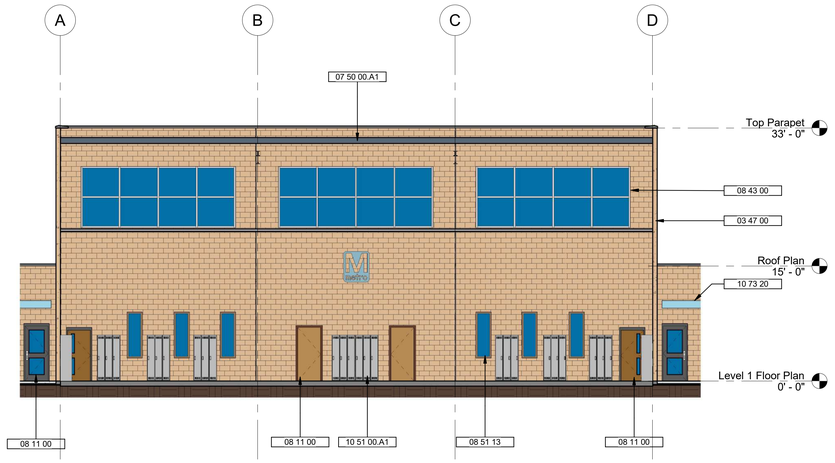

2 SECTION H
1/8" = 1'-0"

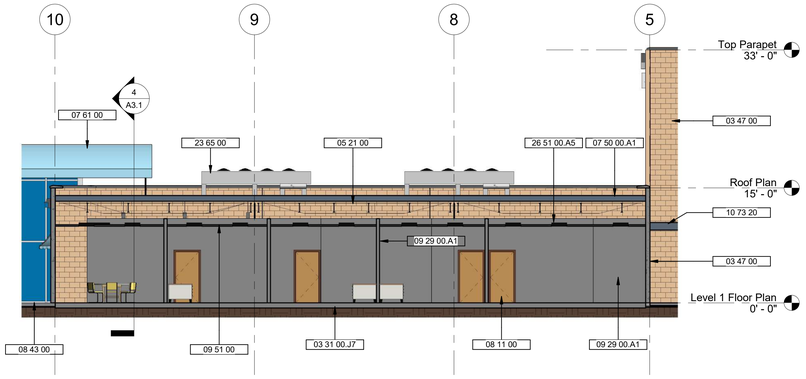

3 SECTION I
1/8" = 1'-0"

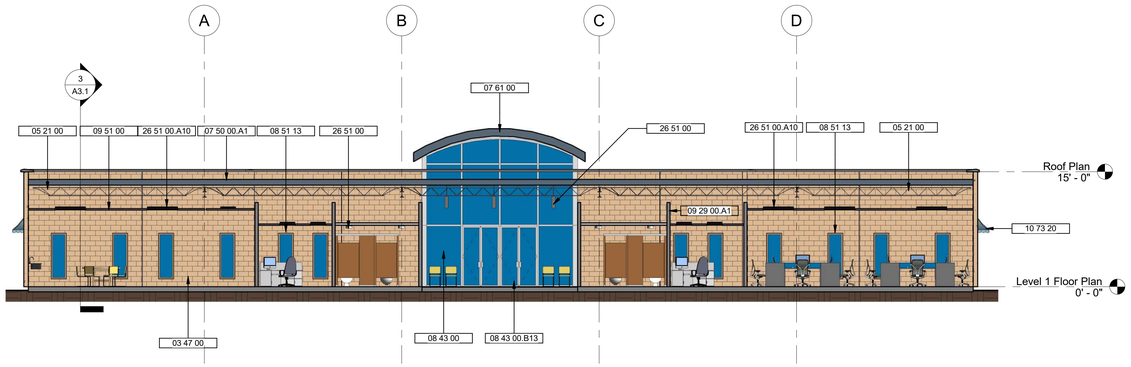

4 SECTION J
1/8" = 1'-0"

KEYNOTES

NO.	KEYNOTE
03 31 00.J7	7" Cast-in-Place Concrete Slab
03 47 00	Tilt-Up-Precast
05 21 00	Steel Joist Framing
07 50 00.A1	Low Slope Roofing
07 61 00	Sheet Metal Roofing
08 11 00	Metal Doors and Frames
08 43 00	Storefronts
08 43 00.B13	Storefront Door Jamb At Sidelight - Double Glazed
08 51 13	Aluminum Windows
09 29 00.A1	1/4" Gypsum Wallboard
09 51 00	Acoustical Ceilings
10 51 00.A1	Metal Lockers
10 73 20	Awnings and Canopies
23 65 00	Cooling Towers
26 51 00	Interior Lighting
26 51 00.A5	2' X 4' Surface Mounted Modular Fluorescent Fixture
26 51 00.A10	2' X 4' Lay-In Fluorescent Fixture
26 51 00.B3	Surface Mounted Incandescent Fixture

vdci
virtual design & construction institute
cadteacher

STAMP:

PROJECT:
WMATA
PFC 501 CCP METRO BUILDING
WASHINGTON D.C.

SHEET NAME:
BUILDING SECTIONS

No.	Description	Date

Project Number	Project Number
Date	Issue Date
Drawn By	Author
Checked By	Checker

A3.1

Scale 1/8" = 1'-0"

3/11/2021 10:32:11 AM

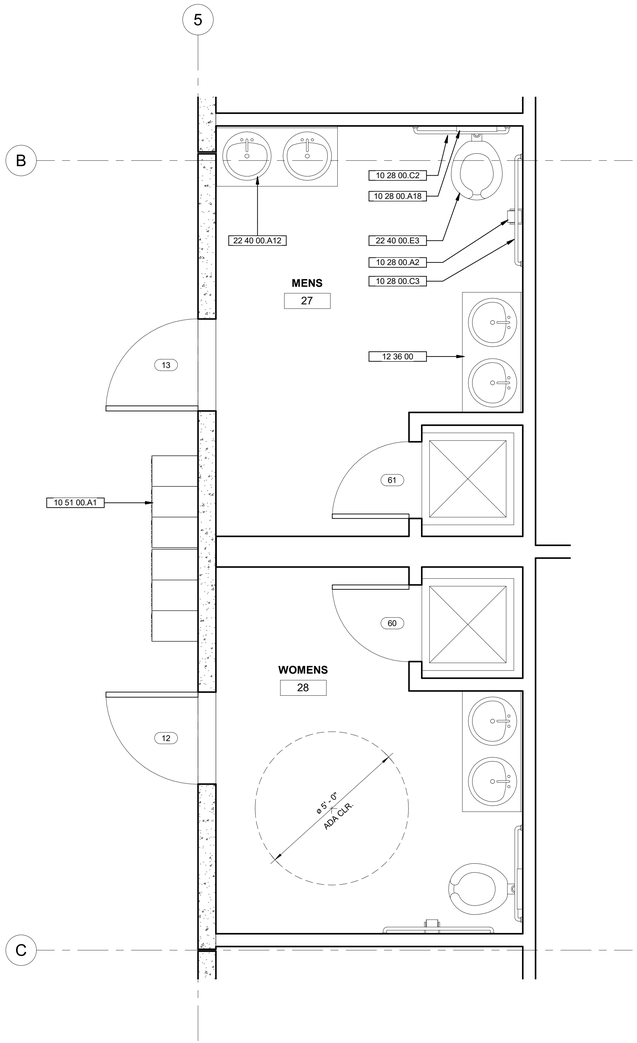

1 LEVEL 1 - ENLARGED BATHROOM PLAN
1/2" = 1'-0"

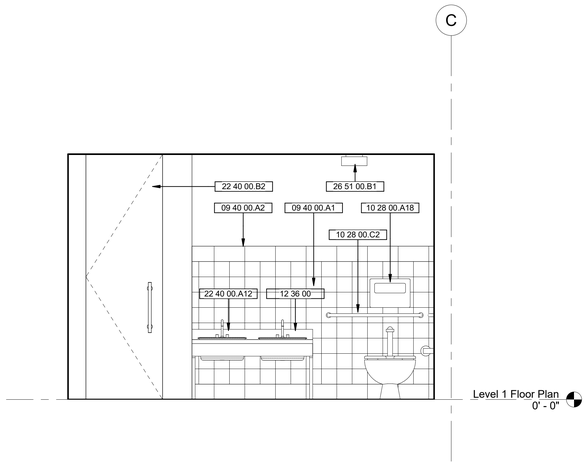

2 ROOM 103 - EAST ELEVATION
1/2" = 1'-0"

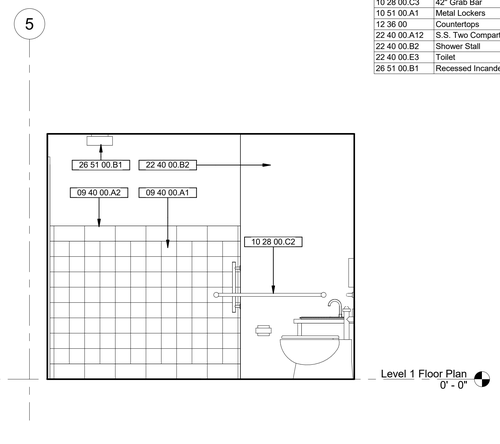

3 ROOM 103 - NORTH ELEVATION
1/2" = 1'-0"

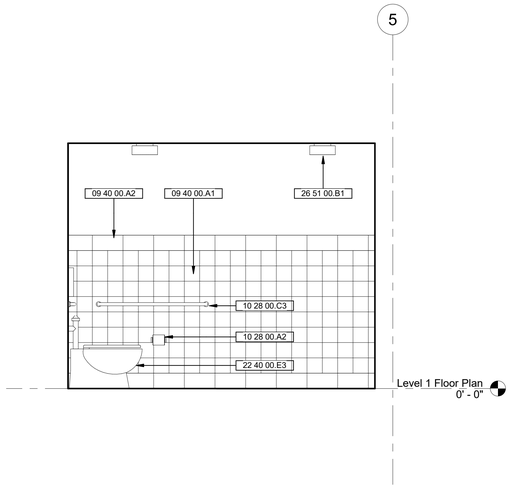

4 ROOM 103 SOUTH ELEVATION
1/2" = 1'-0"

KEYNOTES

NO.	KEYNOTE
09 40 00.A1	6" x 6" Tile
09 40 00.A2	12" x 6" Tile
10 28 00.A2	Toilet Tissue Dispenser
10 28 00.A18	Toilet Seat Cover Dispenser
10 28 00.C2	36" Grab Bar
10 28 00.C3	42" Grab Bar
10 51 00.A1	Metal Lockers
12 36 00	Countertops
22 40 00.A12	S.S. Two Compartment Sink
22 40 00.B2	Shower Stall
22 40 00.E3	Toilet
26 51 00.B1	Recessed Incandescent Light Fixture

vdci
virtual design & construction institute
cadteacher

STAMP:

PROJECT:
WMATA
PFC 501 CCP METRO BUILDING
WASHINGTON D.C.

SHEET NAME:
ENLARGED BATHROOM FLOOR PLAN AND ELEVATIONS

No.	Description	Date

Project Number	Project Number
Date	Issue Date
Drawn By	Author
Checked By	Checker

A4.1

Scale 1/2" = 1'-0"

3/11/2021 10:32:13 AM

DOOR SCHEDULE

QTY	TYPE	FAMILY
2	2'-6" x 8'-0"	Frameless_Glass_shower_door_19168
12	12' x 8'	Glass_Panel_Garage_Door_VDCI
25	36" x 80"	Single-Flush
2	36" x 80"	Door-Passage-Single-Two_Lite_Narrow
3	36" x 84"	Single-Flush
4	36" x 86"	Door-Exterior-Single-Two_Lite
2	72" x 80"	Door-Double-Flush_Panel
1	72" x 84"	Door-Exterior-Double-Two_Lite
4	Door-Curtain-Wall-Double-Storefront	Door-Curtain-Wall-Double-Storefront
3	Sliding_folding_door_Parametric_14277	Sliding_folding_door_Parametric_14277

STRUCTURAL FRAMING SCHEDULE

COUNT	TYPE	FAMILY
30	6"RB24 2	Precast-Rectangular Beam
75	14K1	K-Series Bar Joist-Rod Web
5	14K6	K-Series Bar Joist-Rod Web
12	16G	G Joist Girder
8	20G	G Joist Girder
6	22K5	K-Series Bar Joist-Rod Web
59	22K10	K-Series Bar Joist-Rod Web
2	26K7	K-Series Bar Joist-Rod Web
2	W24X55	W-Wide Flange

FURNITURE SCHEDULE

COUNT	TYPE	FAMILY
21	15" x 18"	Cabinet-File 3 Drawer
4	48" x 144"	Variable_Size_Conference_Table_with_Chairs_798 4
1	60" Diameter	Table-Dining Round w Chairs
7	72" x 36"	Desk
1	Allsteel_Acuity_Office_Chair_8186	Allsteel_Acuity_Office_Chair_8186
2	bar_stool_1869	bar_stool_1869
14	Chair-Breuer	Chair-Breuer
49	Chair-Executive	Chair-Executive
16	Copy of Chair - Desk (2)	office chair
1	IKEA STD 38" x 23" x 10" - White	Large_Oval_Conference_Table_w_16_Chairs_7277
1	iMac_20quot_Intel_Computer_4508	iMac_20quot_Intel_Computer_4508
2	Office_desk_-_4_seat-PeaceLand_1721 4	Office_desk_-_4_seat-PeaceLand_17214
1	Podium_Lectern_Pulpit_15827	Podium_Lectern_Pulpit_15827

LIGHTING FIXTURE SCHEDULE

COUNT	FAMILY	TYPE	WATTAGE
10	Troffer Light - 2x2 Parabolic	2'x2'(2 Lamp) - 120V	40 W
63	Troffer Light - 2x4 Parabolic	2'x4'(2 Lamp) - 120V	80 W
6	Troffer Light - 2x4 Parabolic	2'x4'(2 Lamp) - 277V	80 W
9	Exo_Pendant_Lamp_Tech_Lighting_Parametric_18718	18" Fixture	9 W
32	Ceiling Light - Flat Round	60W - 120V	60 W
4	Pendant Light - Linear - 2 Lamp	96" - 277V	150 W
24	Pendant Light - Linear - 1 Lamp	96" - 277V	64 W
16	Wall Pack Light - Exterior	120V	70 W
1	Exit_Sign_By_Safe_Glow_6787	Exit_Sign_By_Safe_Glow_6787	9 W

WINDOW SCHEDULE

COUNT	TYPE	FAMILY
54	24" x 72"	Fixed

vdci

virtual design & construction institute

cadteacher

STAMP:

PROJECT:
WMATA
PFC 501 CCP METRO BUILDING
WASHINGTON D.C.

SHEET NAME:
BUILDING SCHEDULES

No.	Description	Date

Project Number	Project Number
Date	Issue Date
Drawn By	Author
Checked By	Checker

A6.1

Scale

3/11/2021 10:32:14 AM

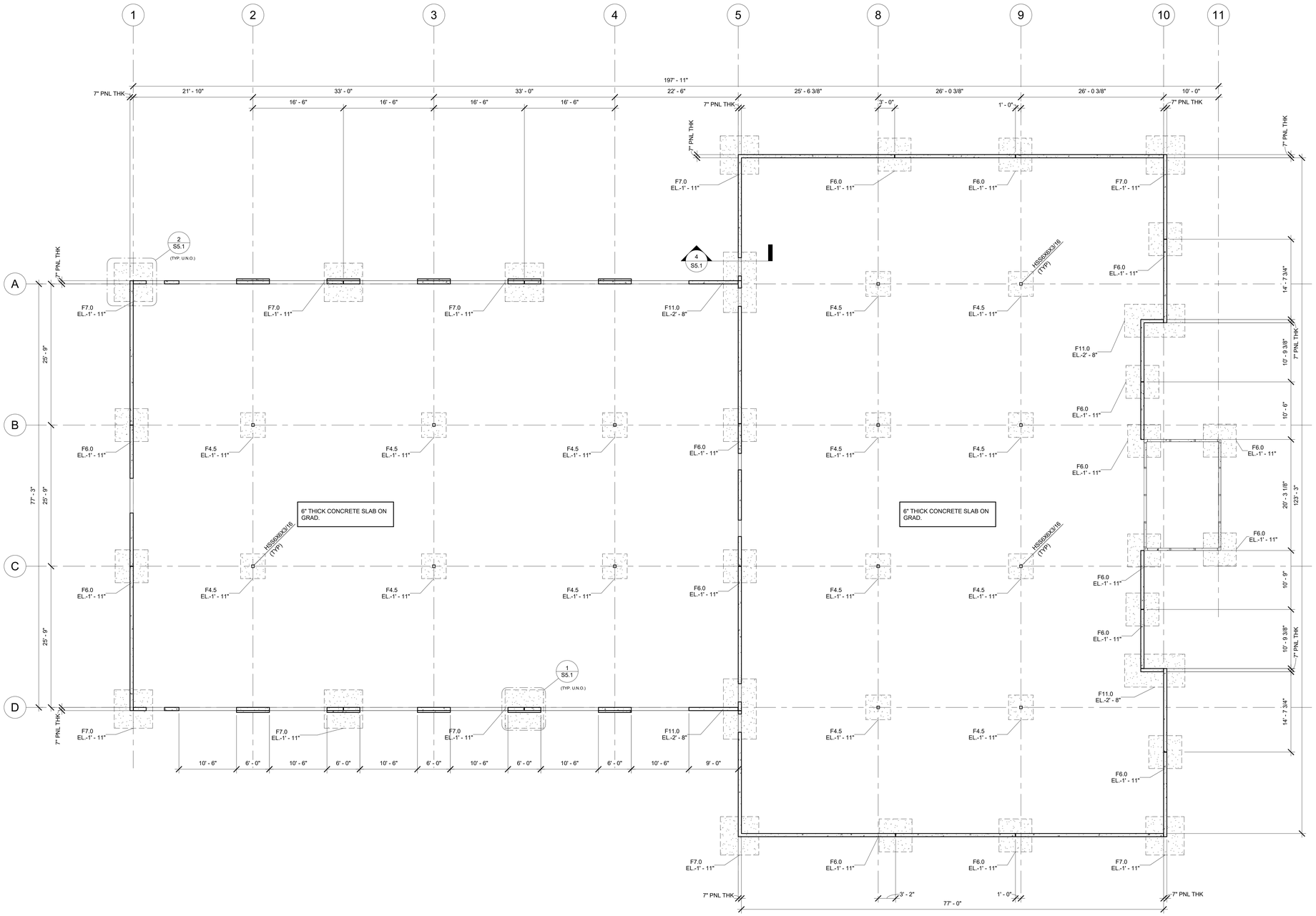

1 LEVEL 1 - FOUNDATION PLAN
1/8" = 1'-0"

STRUCTURAL FOUNDATION SCHEDULE			
MARK	LENGTH	WIDTH	THICKNESS
F4.5	4' - 6"	4' - 6"	1' - 3"
F6.0	4' - 6"	4' - 6"	1' - 3"
F7.0	7' - 0"	7' - 0"	1' - 3"
F11.0	11' - 0"	6' - 0"	2' - 0"

vdci
virtual design & construction institute
cadteacher

STAMP:

PROJECT:
WMATA
PFC 501 CCP METRO BUILDING
WASHINGTON D.C.

SHEET NAME:
LEVEL 1 - FOUNDATION PLAN

No.	Description	Date

Project Number	Project Number
Date	Issue Date
Drawn By	Author
Checked By	Checker
	S1.1
Scale	1/8" = 1'-0"

3/11/2021 10:32:16 AM

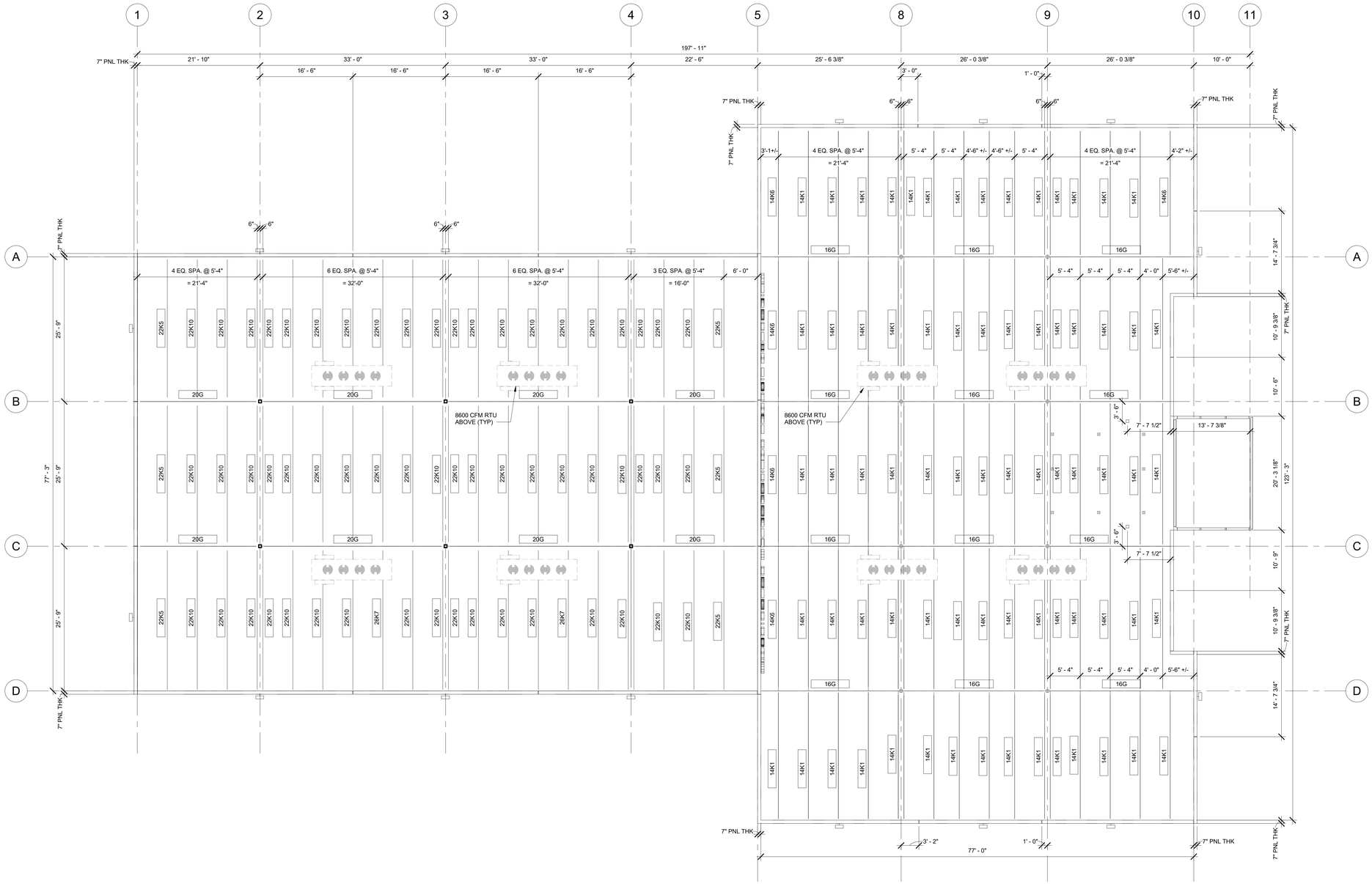

1 ROOF FRAMING PLAN
1/8" = 1'-0"

vdci
virtual design & construction institute
cadteacher

STAMP:

PROJECT:
WMATA
PFC 501 CCP METRO BUILDING
WASHINGTON D.C.

SHEET NAME:
ROOF FRAMING PLAN

No.	Description	Date

Project Number	Project Number
Date	Issue Date
Drawn By	Author
Checked By	Checker

S1.2

Scale 1/8" = 1'-0"

3/11/2021 10:32:18 AM

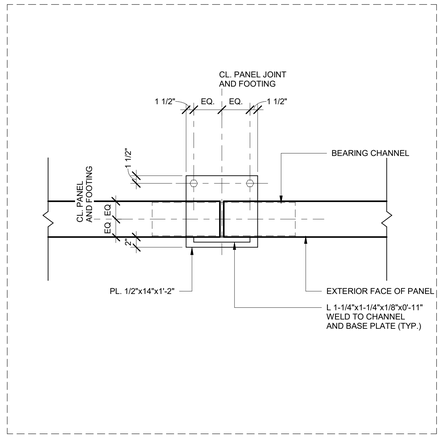

1 PANEL TO FOOTING CONNECTION
1" = 1'-0"

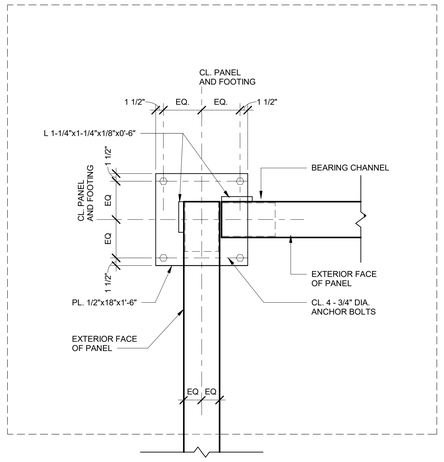

2 PANEL TO FOOTING CONNECTION - OUTSIDE CORNER
1" = 1'-0"

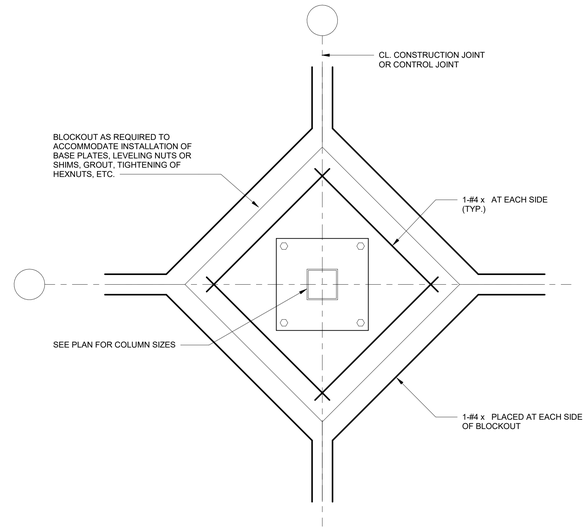

3 TYPICAL COLUMN BLOCKOUT
1" = 1'-0"

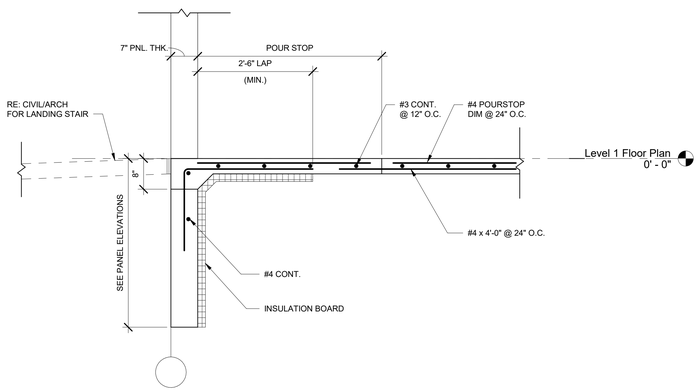

4 SECTION AT PERSONNEL ENTRANCE
3/4" = 1'-0"

vdci
virtual design
& construction
institute
cadteacher

STAMP:

PROJECT:
WMATA
PFC 501 CCP METRO BUILDING
WASHINGTON D.C.

SHEET NAME:
FOUNDATION DETAILS

No.	Description	Date

Project Number	Project Number
Date	Issue Date
Drawn By	Author
Checked By	Checker

S5.1

Scale	As indicated

3/11/2021 10:32:19 AM